


1 Guide for system selection

A lifting system can be configured by using the table (page 2) and the following steps:

1. # Lifting elements:	How many lifting elements does the application require?
2. Max. system load:	What is the maximum load that needs to be moved?
<div style="border: 1px solid black; padding: 5px; display: inline-block;">NOTE<ul style="list-style-type: none">- Take weight of table top and frame into account- Load distribution even – don't overload the leg- No shock loads allowed- Don't exceed max. allowed bending moments</div>	
3. Stroke length:	What stroke length is required?

Selected configuration

a) Lifting element type:	The following lifting element fits the selected configuration. <ul style="list-style-type: none">- Observe drawings and data sheets!
b) Control box type:	The following control box fits the selected configuration. <ul style="list-style-type: none">- Observe operating manual!

Operating data

i. Lifting speed:	The system moves at the following lifting speed.
ii. Duty cycle On/Off:	The system can be operated with the following duty cycle. To protect the mechanical and electronic components, the control box automatically pauses «Off» after a certain «On» time. The hand switch shows «HOT» on the display.

2 System combinations table

# Lifting elements	Max. System load [kg] (lbs)	Stroke length [mm] (in)	Lifting element type	Control box type		Lifting speed [mm/s] (in/s)	Duty cycle ② [On/Off]
				230 V	110 V		
1	200 (440)	300 (12")	① 1430	Compact-3 (V501)	Compact-3 (V551)	12 (0.5")	2/18
		400 (16")	① 1440	Compact-3 (V500)	Compact-3 (V550)		
		450 (18")	① 1445	Compact-3 (V505)	Compact-3 (V557)		
	300 (660)	300 (12")	① 1330	SCT2 iSMPS (V1401)	SCT4 iSMPS (V3401)	6 – 8.5 (0.25-0.35")	2/40
		400 (16")	① 1340	SCT2 iSMPS (V1400)	SCT4 iSMPS (V3400)		
		450 (18")	① 1345	SCT2 iSMPS (V1403)	SCT4 iSMPS (V3403)		

# Lifting elements	Max. System load [kg] (lbs)	Stroke length [mm] (in)	Lifting element type	Control box type		Lifting speed [mm/s] (in/s)	Duty cycle ② [On/Off]
				230 V	110 V		
2	400 (880)	300 (12")	① 1430	Compact-3 (V501)	Compact-3 (V551)	12 (0.5")	2/18
		400 (16")	① 1440	Compact-3 (V500)	Compact-3 (V550)		
		450	① 1445	Compact-3 (V505)	Compact-3 (V557)		
	600 (1'320)	300 (12")	① 1330	SCT2 iSMPS (V1401)	SCT4 iSMPS (V3401)	6 – 8.5 (0.25-0.35")	2/40
		400 (16")	① 1340	SCT2 iSMPS (V1400)	SCT4 iSMPS (V3400)		
		450 (18")	① 1345	SCT2 iSMPS (V1403)	SCT4 iSMPS (V3403)		

# Lifting elements	Max. System load [kg] (lbs)	Stroke length [mm] (in)	Lifting element type	Control box type		Lifting speed [mm/s] (in/s)	Duty cycle ② [On/Off]
				230 V	110 V		
3	400 (880)	300 (12")	① 1430	Compact-3 (V501)	Compact-3 (V551)	12 (0.5")	2/18
		400 (16")	① 1440	Compact-3 (V500)	Compact-3 (V550)		
		450 (18")	① 1445	Compact-3 (V505)	Compact-3 (V557)		
	750 (1'650)	300 (12")	① 1330	SCT4 iSMPS (V1401)	SCT4 iSMPS (V3401)	6 – 8.5 (0.25-0.35")	2/40
		400 (16")	① 1340	SCT4 iSMPS (V1400)	SCT4 iSMPS (V3400)		
		450 (18")	① 1345	SCT4 iSMPS (V1403)	SCT4 iSMPS (V3403)		

# Lifting elements	Max. System load [kg] (lbs)	Stroke length [mm] (in)	Lifting element type	Control box type		Lifting speed [mm/s] (in/s)	Duty cycle ② [On/Off]
				230 V	110 V		
4	1'000 (2'200)	300 (12")	① 1330	SCT4 iSMPS (V1401)	SCT4 iSMPS (V3401)	6 – 8.5 (0.25-0.35")	2/40
		400 (16")	① 1340	SCT4 iSMPS (V1400)	SCT4 iSMPS (V3400)		
		450 (18")	① 1345	SCT4 iSMPS (V1403)	SCT4 iSMPS (V3403)		

# Lifting elements	Max. System load [kg] (lbs)	Stroke length [mm] (in)	Lifting element type	Control box type		Lifting speed [mm/s] (in/s)	Duty cycle ② [On/Off]
				230 V	110 V		
5	1'100 (2'425)	300 (12")	① 1330	2x SCT4 iSMPS (V1401)	2x SCT4 iSMPS (V3401)	6 – 8.5 (0.25-0.35")	2/40
		400 (16")	① 1340	2x SCT4 iSMPS (V1400)	2x SCT4 iSMPS (V3400)		
		450 (18")	① 1345	2x SCT4 iSMPS (V1403)	2x SCT4 iSMPS (V3403)		
6	1'200 (2'645)	300 (12")	① 1330	2x SCT4 iSMPS (V1401)	2x SCT4 iSMPS (V3401)		
		400 (16")	① 1340	2x SCT4 iSMPS (V1400)	2x SCT4 iSMPS (V3400)		
		450 (18")	① 1345	2x SCT4 iSMPS (V1403)	2x SCT4 iSMPS (V3403)		
7	1'300 (2'865)	300 (12")	① 1330	2x SCT4 iSMPS (V1401)	2x SCT4 iSMPS (V3401)		
		400 (16")	① 1340	2x SCT4 iSMPS (V1400)	2x SCT4 iSMPS (V3400)		
		450 (18")	① 1345	2x SCT4 iSMPS (V1403)	2x SCT4 iSMPS (V3403)		
8	1'500 (3'305)	300 (12")	① 1330	2x SCT4 iSMPS (V1401)	2x SCT4 iSMPS (V3401)		
		400 (16")	① 1340	2x SCT4 iSMPS (V1400)	2x SCT4 iSMPS (V3400)		
		450 (18")	① 1345	2x SCT4 iSMPS (V1403)	2x SCT4 iSMPS (V3403)		

① Lifting column type SL, SK or SM

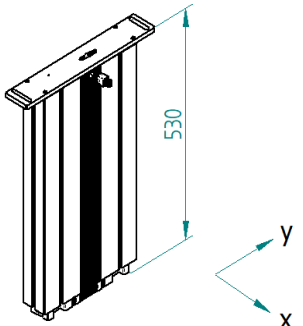
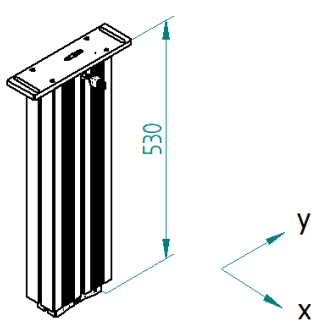
② Duty cycle 2/18: Operating time max. 2 min, pause time 18 min

③ Duty cycle 2/40: Operating time max. 2 min, pause time 40 min

3 Lifting column SL, SK, SM

Lifting column	Max. pressure load	Max. tensile load
① 14xx	2'000 N (450 lbf)	stat. 500 N (112 lbf) dyn. 50 N (11 lbf)
① 13xx	3'000 N (680 lbf)	







① Lifting column type SL, SK or SM

Lifting column SL / SK		Lifting column SM	
	<p>Mbx stat. 1'200 Nm Mby stat. 450 Nm</p> <p>Mbx dyn. 550 Nm Mby dyn. 200 Nm</p>		<p>Mbx stat. 900 Nm Mby stat. 350 Nm</p> <p>Mbx dyn. 450 Nm Mby dyn. 150 Nm</p>

Mb stat. = static bending moment = max. allowed bending moment while standstill

Mb dyn. = dynamic bending moment = max. allowed bending moment while lifting movement

4 Control box and hand switch

<p>Control box type Compact</p>  <p>Compact-3</p>	<p>Hand switch up/down</p>  <p>124.00059</p>	<p>Hand switch Memory</p>  <p>124.00223</p>
<p>Control box type SCT iSMPS</p>  <p>SCT4 iSMPS SCT2 iSMPS</p>	<p>Hand switch up/down</p>  <p>124.00280</p>	<p>Hand switch Memory</p>  <p>124.00281</p>