




1 Guide for system selection

A lifting system can be configured by using the table (page 2) and the following steps:

1. # Lifting elements:	How many lifting elements does the application require?		
2. Max. system load:	What is the maximum load that needs to be moved?		
<table border="1"><tr><td style="text-align: center;"></td><td>NOTE<ul style="list-style-type: none">- Take weight of table top and frame into account- Load distribution even – don't overload the leg- No shock loads allowed- Don't exceed max. allowed bending moments</td></tr></table>			NOTE <ul style="list-style-type: none">- Take weight of table top and frame into account- Load distribution even – don't overload the leg- No shock loads allowed- Don't exceed max. allowed bending moments
	NOTE <ul style="list-style-type: none">- Take weight of table top and frame into account- Load distribution even – don't overload the leg- No shock loads allowed- Don't exceed max. allowed bending moments		
3. Stroke length:	What stroke length is required?		

Selected configuration

a) Lifting element type:	The following lifting element fits the selected configuration. <ul style="list-style-type: none">- Observe drawings and data sheets!
b) Control box type:	The following control box fits the selected configuration. <ul style="list-style-type: none">- Observe operating manual!

Operating data

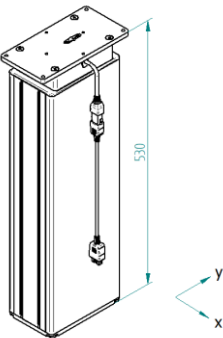
i. Lifting speed:	The system moves at the following lifting speed.
ii. Duty cycle On/Off:	The system can be operated with the following duty cycle. To protect the mechanical and electronic components, the control box automatically pauses «Off» after a certain «On» time. The hand switch shows «HOT» on the display.

2 System combinations table

# Lifting elements	Max. System load [kg] (lbs)	Stroke length [mm] (in)	Lifting element type	Control box type		Lifting speed [mm/s] (in/s)	Duty cycle ① [On/Off]
				230 V	110 V		
1	150 (330)	400 (16")	SNT 1740	SCT2 iSMPS (V6020)	SCT4 iSMPS (V6120)	25 (1")	2/40
		700 (28")	SNT 1770	SCT2 iSMPS (V6000)	SCT4 iSMPS (V6100)		
2	300 (660)	400 (16")	SNT 1740	SCT2 iSMPS (V6020)	SCT4 iSMPS (V6120)		
		700 (28")	SNT 1770	SCT2 iSMPS (V6000)	SCT4 iSMPS (V6100)		
3	450 (990)	400 (16")	SNT 1740	SCT4 iSMPS (V6020)	SCT4 iSMPS (V6120)		
		700 (28")	SNT 1770	SCT4 iSMPS (V6000)	SCT4 iSMPS (V6100)		
4	500 (1'100)	400 (16")	SNT 1740	SCT4 iSMPS (V6020)	SCT4 iSMPS (V6120)		
		700 (28")	SNT 1770	SCT4 iSMPS (V6000)	SCT4 iSMPS (V6100)		

① Duty cycle 2/40: Operating time max. 2 min, pause time 40 min

3 Lifting column SNT

Column SNT 17xx	Max. allowed pressure load	Max. allowed tensile load	Max. allowed Bending moments
	1'500 N (340 lbf)	stat. 500 N (112 lbf) dyn. 50 N (11 lbf)	Mbx stat. 1'000 Nm Mby stat. 750 Nm Mbx dyn. 600 Nm Mby dyn. 300 Nm

Mb stat. = static bending moment = max. allowed bending moment while standstill

Mb dyn. = dynamic bending moment = max. allowed bending moment while lifting movement

4 Control box and hand switch

Control box type SCT iSMPS	Hand switch up/down	Hand switch Memory
 <p>SCT4 iSMPS SCT2 iSMPS</p>	 <p>124.00280</p>	 <p>124.00281</p>