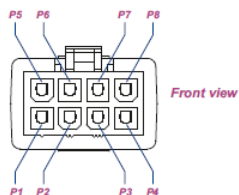
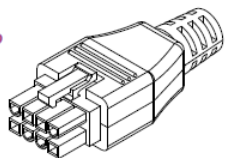


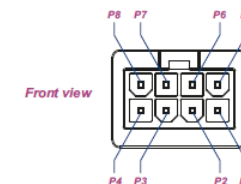
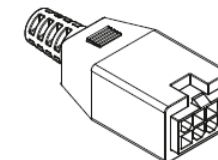
Moulding is according to drawing no. 1772-VI



J1	Wire Colour*	AWG	mm ²	strands Ø	Signal	J2
P1-P7*	red	18	0.75	24x0.20	Motor +	P1-P7*
P2-P4*	black	18	0.75	24x0.20	Motor -	P2-P4*
P3	green	24	0.22	19x0.16	HS+	P3
P5	white	24	0.22	19x0.16	HS-	P5
P8	blue	24	0.22	19x0.16	Pulse 2	P8
P6	yellow	24	0.22	19x0.16	Pulse 1	P6
Shield	-	-	-	-	-	Shield

*Connect J1/P1 and J1/P7 together to J2/P1 and J2/P7; J1/P2 and J1/P4 together to J2/P2 and J2/P4
 **The colour code according to DIN IEC 304

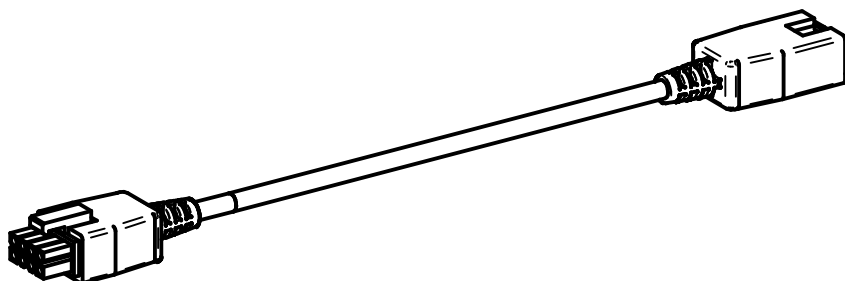
Moulding is according to drawing no. 1775-VI



Notes:		
1. Cable:	structure: colour: diameter:	1C * (4*AWG24 + 2*AWG18) high flexible black Ø to be defined by supplier
2. Plug J1:	8 Pin Plug Molex MiniFit male	
3. Plug J2:	8 Pin Plug Molex MiniFit female	
4. Sheath Material:	PVC	
5. Strain Relief:	PVC 90P, DIN 60° Shore A; colour according to order All Strain-Reliefs must be joint to the PU sheath material by Cyclohexanone-adhesion	

Drawing No.	Suffix	L1	-	-	VIB Item No.
15-165-VI	- S	100mm	-	-	
15-165-VI	- L	1500mm	-	-	007026

Kabellänge: 1.2 m
 Cable length: 1.2 m



Index	Datum / Date	Name	Änderungsmittellung / notification of change		
Allgemeintoleranzen / general tolerance ISO 2768-mK					MATERIAL -----
					GEWICHT / WEIGHT 0.000 kg
GEZEICHNET / DRAWN	04.06.2012	tiho			BEZEICHNUNG / PART NAME SCT/Compact Verlängerungskabel 1.2m Motor
GEPRÜFT / CHECKED	04.06.2012	anhe	MABSTAB / SCALE 1:2		SCT/Compact Extension cable 1.2m Motor
			ZEICHNUNGSNUMMER / DRAWING NUMBER p-124.00137	ARTIKELNUMMER / PART NUMBER 124.00137	INDEX 00
					FORMAT A4